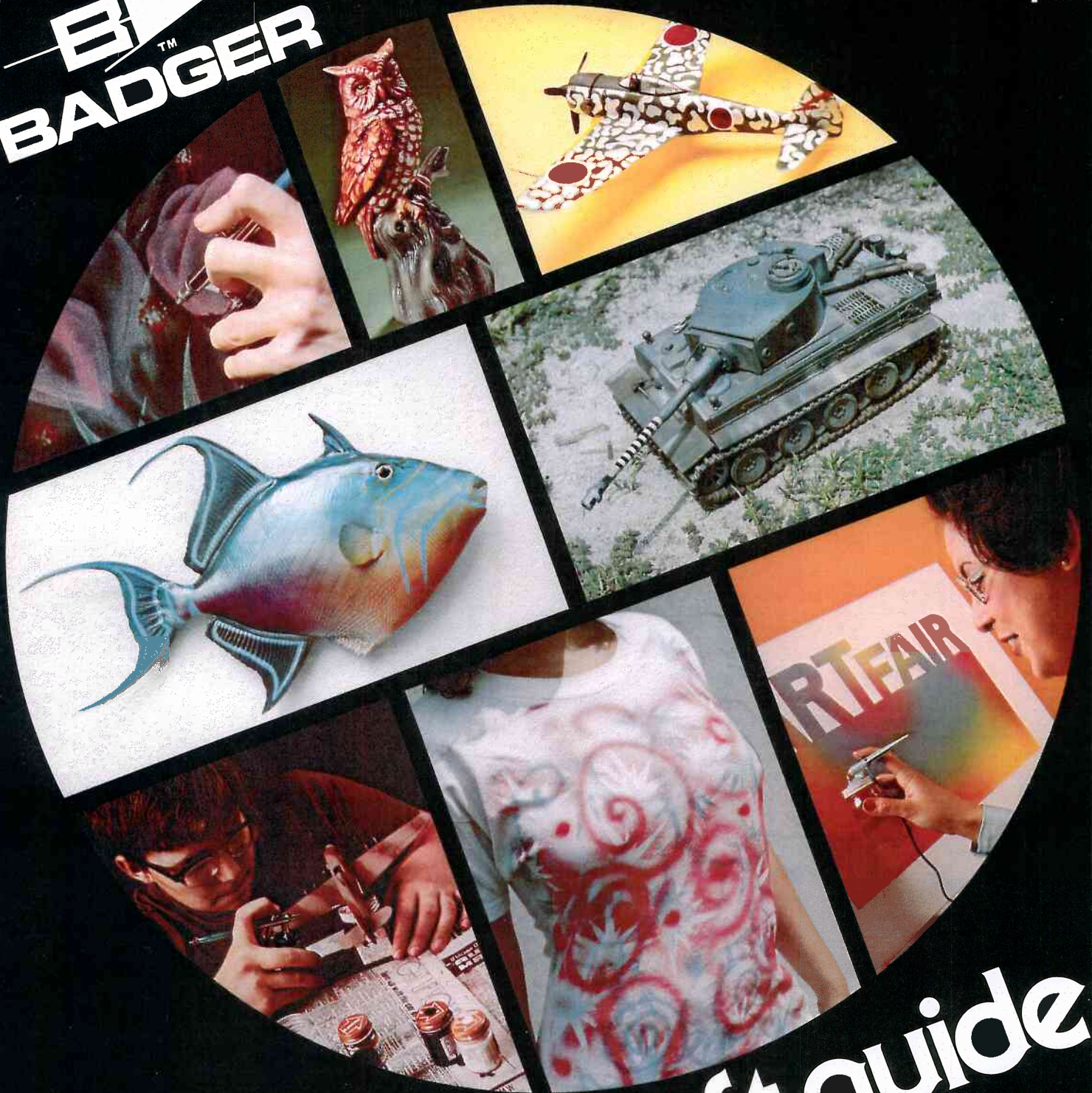


BTM
BADGER

price




**hobby & craft guide
to air-brushing**

Anyone who has attended a custom car show has probably marveled at the candy paint job and show vehicles done in lacquer. The richness of color and depth of a candy paint job is unequalled.


Enamel candies are available at all hobby stores and are ideal for car models. Candy colors are transparent and must be sprayed to be most effective. The air-brush, because of its fine control, is the ideal tool to spray the rich candy colors. Candy color must be built up slowly and evenly. The finish color or hue is determined by how many coats are applied.

The model should be base coated in a metallic before candy coloring. (See SECTION 4 on METALLICS). Surface must be oil and dirt free or fish eyes spots will occur and ruin the candy paint job.

5 candy spraying model automobiles



1. The candy enamel should be thinned down to the proper consistency for air-brushing. Your air-brush should be set at its widest opening with air pressure at 25 to 30 lbs. The first coat should be lightly hazed and sprayed in one direction.



2. The second coat is applied in the same manner but sprayed in the opposite direction from the first coat (one coat sprayed horizontally—the next vertically). This method allows for an even coating. Due to their transparent quality, candies are more difficult to apply and flaws will show through consecutive coats unless care is used.



3. Additional coats of candy will provide more full bodied color but this is determined by individual choice.



price
139.⁰⁰

BADGER


air-brushing techniques for custom painting

Vol. II



BADGER
air-brushing techniques
for custom painting

price



Best.Nr.			
250-1	159.00	Standard-sprøjtepiistol "Fine line" med 1.8m vinyl-luftslange, luftregulator og instruktion (engelsk). Sprøjtebredde 19-50 mm	
200-EX	489.00	Hobby-sprøjtepiistol "Fine line" med 1.8m vinyl-luftslange, 22 cc glas, luftregulator og instruktion (engelsk) Sprøjtebredde 1.55-50 mm.	
150-IL	785.00	Expert-sprøjtepiistol "Fine line poster" m. 1.8m vinyl-slange 7 cc farvekop, 22 og 60 cc glas, luftregulator og ekstra nåleventil. Luftslange medfølger ikke. Instruktion (engelsk)	
400-M	1195.00	Professionel sprøjtepiistol, særlig anvendelig for industriel dekorations-lakering (biler, maskiner) Med indstillelig dyse for sprøjtning i striber. Medium dyse (allround) Kan anvendes af både venstre-og højrehånds-malere. "Fine" og "Heavy" dyse kan fås ekstra. Armeret slange nr. 50-2011 medfølger ikke.	
50-001	38.50	Vinyl-luftslange 1.8 m. 1.83 mm hul.	
50-2011	107.50	Armeret luftslange 3 m 3.05 - - .	
50-200	57.50	Luftregulator	BADGER CAN PROPEL
50-025	6.50	Sugeslange, den i glasset.	Stor luftflaske
50-0052	7.50	22 cc glas	595 gram
50-0053	9.50	60 cc glas	
50-0482	49.50	Farvekop 7 cc for 200-EX og 150-IL.	50-202 Kr. 64.50
50-017	25.50	Nåleventil for 200-EX, Nikkelsølv.	
50-0401	25.50	- - XF ekstra fin. N-sølv	
50-0402	25.50	- - IL medium	
50-0403	25.50	- - HD kraftig	
50-016	99.50	Sprøjtehed for 200-EX	
50-0161	99.50	- - 150-XF	
50-0162	99.50	- - 150-IL	
50-0163	99.50	- - 150-HD	
50-029	27.50	Adaptor = overgangsstykke fra luftslange til bildæk-ventil. Man tager et bil-reservehjul, pumper det op til "40 atm", lukker derpå luften helt ud, for at få evt. støv og talcum-partikler fjernet, pumper igen til 40 atm. skruer adaptoren på, og har så en næsten gratis luftkilde, men ikke 100% ren.	
50-023	27.50	Adaptor for Kompressor, 1/4" pipe fitting, i forb. m. 50-2011	
50-007	15.50	Dæksel for 22 og 60 cc glas	
50-0241	9.50	Korkpakninger, 2 stk, for glas	
50-055	9.50	TEFLON hovedpakning.	
50-0141	5.50	"O-ring" pakningsring.	
50-020	6.50	Fjeder	
50-051	305.00	Vandfilter for Kompressor	
40-023F	69.50	Nåleventil "Fine" for sprøjte 400 M	
40-025H	69.50	- "Heavy" - - -	
40-027F	149.50	Paint-Tip, Dyse-spids - - -	
40-029H	149.50	Paint-Tip, Dyse-spids - - -	
40-030F	159.50	Air-Nozzle, Dyse-forstøver - - -	
40-032H	159.50	Air-Nozzle, Dyse-forstøver - - -	
BADGER LITTERATUR, SOM ENHVER SPRØJTEMALER BØR LÆSE.			
500	69.00	"Hobby and Craft Guide"- instruktionsbog for Hobbyfolk, rigt illustreret med sprøjteanvisning og tips for maling af hobbyting, plast.modeller, metal, lærred, keramik, stof m.m. 32 sider med over 120 farvefotos.	
510	139.00	"Air Brushing Techniques for Custom Painting" VOL. II. Instruktionsbog for fagfolk, rigt illustreret med sprøjteanvisning og tips for professionel sprøjtemaling af industriprodukter. 48 sider med over 250 farvefotos.	
300	7.50	BADGER hovedkatalog, 12 sider med 28 farvefotos.	